



AGENDA

Victoria Daly Shire Finance Meeting

9:00AM, TUESDAY, 17TH JANUARY 2012

VICTORIA DALY SHIRE COUNCIL REGIONAL OFFICE,
14 KATHERINE TERRACE, KATHERINE

Present

Apologies

Disclosure of interest – Councillors and Staff

Call for Items of General Business

Reports to Committee

1 Finance Report Month Ending 31st December 20113

General Business



VICTORIA DALY SHIRE COUNCIL

FOR THE MEETING OF FINANCE COMMITTEE OF 17 JANUARY 2012

Report for Agenda Item No 1

Prepared by **Donna Balzan, Senior Finance Officer**

Finance Report Month Ending 31st December 2011

Purpose

To provide Council with the Shire's financial management, income and expenditure reports and a summary of large debtors for the period ending 31st December 2011.

Background

The finance team continues to enhance the Tech One system with improved methods of data capture, entry and analysis to support the Shire's effectiveness and efficiency in resource allocation. We are also currently working on improving the detailed debtors report.

The 2010/2011 financial year audit was completed by the due date of 15th November 2011. The finance team will now continue to improve monthly procedures in preparation for the 2011/2012 financial year audit.

Impact for Council

The summary below shows bank account and term deposit balances, as well as income and expenditure against the high level budget:

Account Balances as at 31 December 2011			
Trust			\$2,097,839
Operating			\$1,053,202
Savings			\$2,183,369
Term Deposits			\$14,161,488
Total			\$19,495,898
Reserves*			
Infrastructure Reserves			\$2,000,000
Depreciation Reserves			\$5,500,000
<i>*These reserves are included in the account balances above.</i>			
Income	Actual MTD	Budget	Variance
July 11	\$1,481,379	\$3,795,907	(\$2,314,528)
August 11	\$439,975	\$3,795,907	(\$3,355,932)

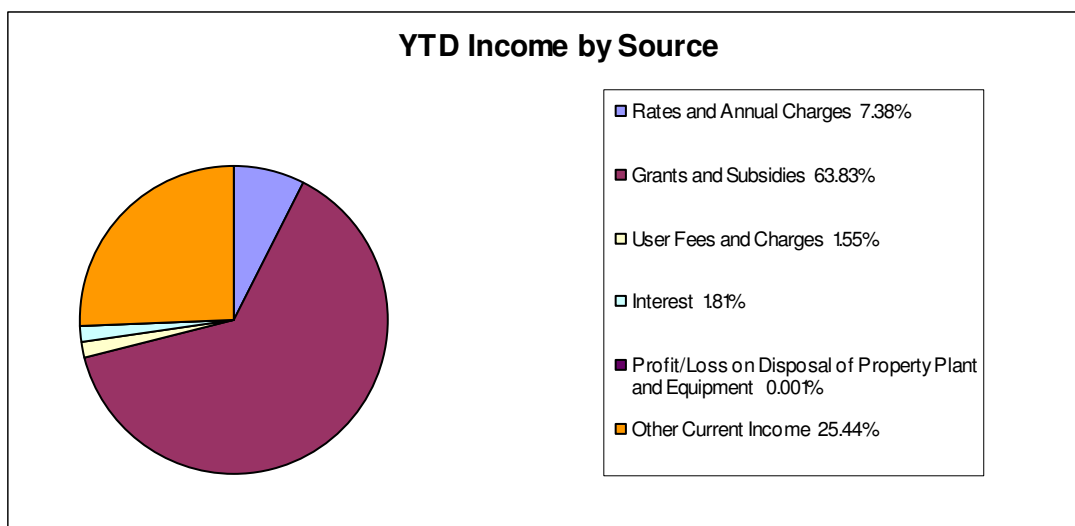
September 2011	\$4,533,432	\$3,795,907	\$737,525
October 2011	\$4,842,671	\$3,795,907	\$1,046,764
November 2011	\$3,192,557	\$3,795,907	(\$603,350)
December 2011	\$2,945,428	\$3,795,907	(\$850,479)
Year to Date	\$17,435,442	\$22,775,444	(\$5,340,002)
Annual Budget	\$17,435,442	\$45,550,887	(\$28,115,445)
Expenditure	Actual MTD	Budget	Variance
July 11	\$2,446,948	\$3,793,730	(\$1,346,782)
August 11	\$2,462,487	\$3,793,730	(\$1,331,243)
September 2011	\$2,732,706	\$3,793,730	(\$1,061,024)
October 2011	\$2,607,381	\$3,793,730	(\$1,186,349)
November 2011	\$3,513,271	\$3,793,730	(\$280,459)
December 2011	\$2,571,261	\$3,793,730	(\$1,222,469)
Year to Date	\$16,334,054	\$22,762,380	(\$6,428,326)
Annual Budget	\$16,334,054	\$45,524,760	(\$29,190,706)
Actual Year to Date Profit or (Loss)	\$1,101,388		

Income and expenditure are shown month to date, with the totals representing the year to date amounts. The year to date amounts are set against the budget. The budget being used for this purpose is the high level budget that was approved by Council in the Special Council meeting that was held in July 2011.

The variances show the discrepancies between the year to date figures for income and expenditure against the total year budget; therefore large variances will be present as only six months of the financial year have passed.

There is a difference of \$1.1M between December 2011 Actual Income and Actual Expenditure. This difference is reflecting an Operating Profit, as shown as the bottom line on the table above.

Year to date income totals \$17.4M at 31 December 2011. The income is broken down as follows:



The pie graph displays that grant income remains our largest source of income, with 63.83% of our income to date for the 2011/2012 financial year derived from grants. Term deposits will mature over time producing interest income for the Shire, as well as the monthly interest earned on the bank accounts. Rates have been raised and are reflected in the pie graph as 7.38% of our income as at 30 November 2011. Rate income is being received by the Shire at a positive rate.

However, income yet to be received as at 31 December 2011 includes:

Income yet to be received	Dec-11
Operating, General Purpose & Roads	\$2,382,162
Aged Care	\$1,893,893
Night Patrol	\$1,683,614
CDEP/Mentoring/Youth Engagement	\$1,351,832
09/10 Grants Outstanding	\$1,129,764
Matching Funds Grant	\$972,256
Sport & Recreation	\$859,707
10/11 Grants Outstanding	\$660,978
Child Care/School Nutrition	\$584,471
Other Receivables	\$431,053
Libraries	\$140,899
Outstations	\$119,438
Media & Broadcasting	\$85,000
Emergency Relief	\$63,995
Environmental	\$57,366
Women's Program	\$15,750
Festivals	\$10,000
Housing – NTG	\$6,085
Total	\$12,448,261

Year to date expenditure totals \$16.3M at 31 December 2011. Expenditure for the month of December includes creditor payments of:

Expenditure during the month	Dec-11
Jardine Lloyd Thompson Pty Ltd	\$201,593
D & R Community Services Pty Ltd	\$107,128
Lowry's Accountants	\$76,835
DEWHA	\$63,518
Power and Water	\$40,077
Airservices Australia	\$35,700
Telstra	\$26,700
Clayton Utz	\$25,694
Department of Business and Employment	\$22,568
Quality Remote Carpentry Pty Ltd	\$22,112
Simon Wright Plumbing Services	\$21,981
Andrew Brown	\$20,380
SA Campbell & TM Clarke	\$18,401
Australian Fuel Distributors	\$16,891
Satellite Phone Sales	\$15,740
Seamarc Constructions Pty Ltd	\$15,641
CBT Contracting Pty Ltd	\$15,092
JNT Carpentry Pty Ltd	\$12,240
Brash Contracting Pty Ltd	\$10,560
Total	<u>\$768,852</u>

Please note that payments to creditors over \$10,000 for the month are included above.

INCOME & EXPENDITURE REPORT

Please note: The Income and Expenditure Report (attachment 1) does not contain a Budget breakdown at the moment, however the Finance Department is in the process of uploading budgets for each Service Delivery area. When budgets are uploaded, variances greater than \$5,000 will be detailed.

Revenue

Income received of \$17.4M as at 31 December 2011 reported in the Income and Expenditure Report is a \$2.9M increase from the November 2011 report.

Rates and Annual Charges income has remained the same at \$1.2M from November 2011 to December 2011.

Grants and Subsidies income has increased substantially by \$1.7M which is due to the Shire receiving funding money. Grant income is invoiced once received regardless of funding agreements being in place. Grant income remains our largest source of income.

Interest income has increased by \$82k in December 2011 from November 2011.

Operating Expenditure

Operating expenditure of \$16.3M as reported in the Income and Expenditure Report for December 2011 is a \$2.5M increase from the November 2011 report. This increase is reasonable as it reflects salaries and councillor allowances, as well as other operating costs of the Shire.

Net Profit/ (Loss)

Council is reflecting a year to date profit of \$1.1M. This is a result of grant income being received and rate income being raised in the system. Income streams remain strong with additional grant income due to be received. The net effect of Council remains positive.

Capital Expenditure

Capital expenditure as at 30 December 2011 is \$450,215 for Purchase Construct Buildings, \$549,291 for Purchase of Plant and Equipment and \$824,660 for Purchase of Motor Vehicle. Total Capital Expenditure of \$1.8M for December 2011 is a \$162,333 increase from November.

Net Income/ (Expenditure)

The total net result highlights that Council remains in a stable position, regardless of showing a Net Expenditure of \$722,776.

When viewing the Profit and Loss Statement once budgets have been uploaded, it must be noted that variances to budget are often reflected in red or in brackets – this can be positive or negative, depending on whether it refers to income or expenditure. For example, a saving in expenses will show in red brackets, because it is in credit. These variances will be noted in the financial variance commentary as required.

CURRENT RATIO

The Current Ratio identifies the Shire's ability to meet short term financial obligations. The higher the ratio, the more liquid the Shire is. This reflects the capability to pay its short term obligations. There are two calculations below, one including unexpended grants and the other excluding unexpended grants.

The formula for expressing the Current Ratio including *unexpended grants* is:

$$\frac{\text{Current Assets}}{\text{Current Liabilities}}$$

This calculation uses the current assets over current liabilities. However, outstanding orders have been *excluded* from July onwards due to the non recognition of liabilities since invoices are not being presented for payment to Council.

Included in current assets are; cash, cash equivalents and outstanding debtors.
Included in current liabilities are; outstanding creditors.

Current Assets:

Cash and cash equivalents: \$19,495,898
Outstanding debtors: \$1,554,952

Current Liabilities:

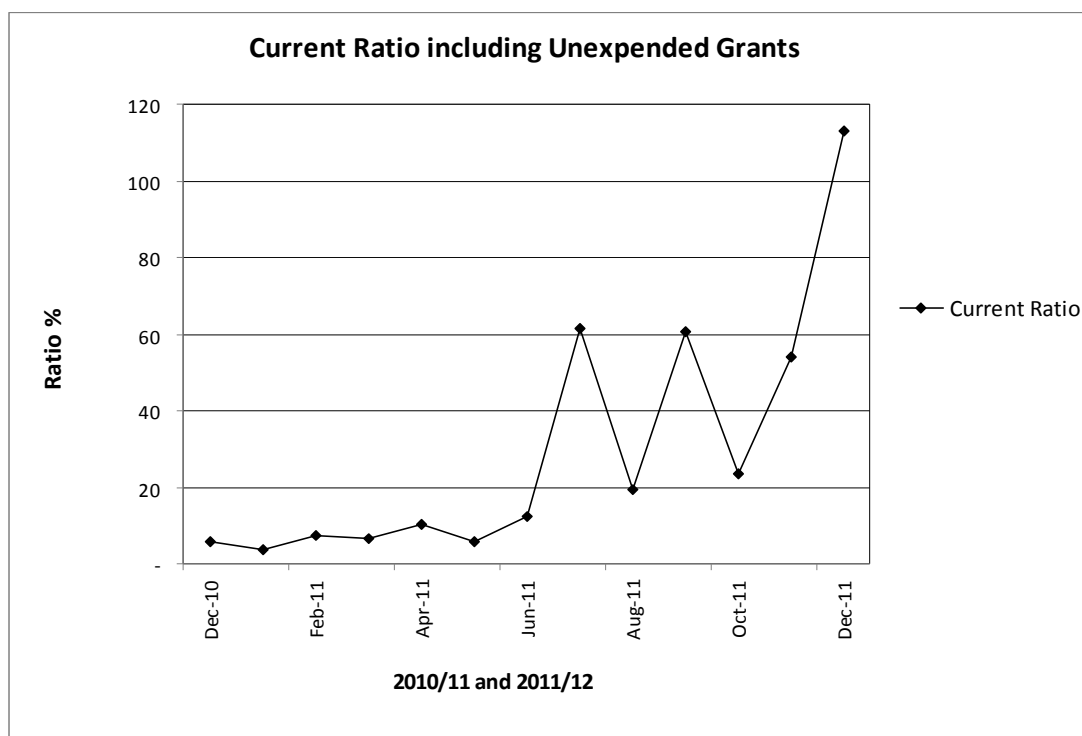
Outstanding creditors: \$186,630

Current Ratio: $\frac{\$21,050,850}{\$186,630}$

Current Ratio = 112.79

Please note that liabilities are at a below average amount, due to the Accounts Payable team being up to date on entering and paying invoices. This has resulted in an increase in the current ratio to 112.79.

The result of 112.79 indicates that for every \$1 owed by the Council to its creditors, both external and internal (employees); \$112.79 can be used from Current Assets to meet those obligations.



The Current Ratio excluding Unexpended Grants can now be calculated as we have an accurate figure for the Shire's unexpended grants for the 2010/2011 financial year.

The ratio can be calculated as follows:

$$\frac{\text{Current Assets} - \text{Unexpended Grants}}{\text{Current Liabilities}}$$

Current Assets:

Cash and cash equivalents: \$19,495,898

Outstanding debtors: \$1,554,952

Unexpended Grants: \$7,555,902

Current Liabilities:

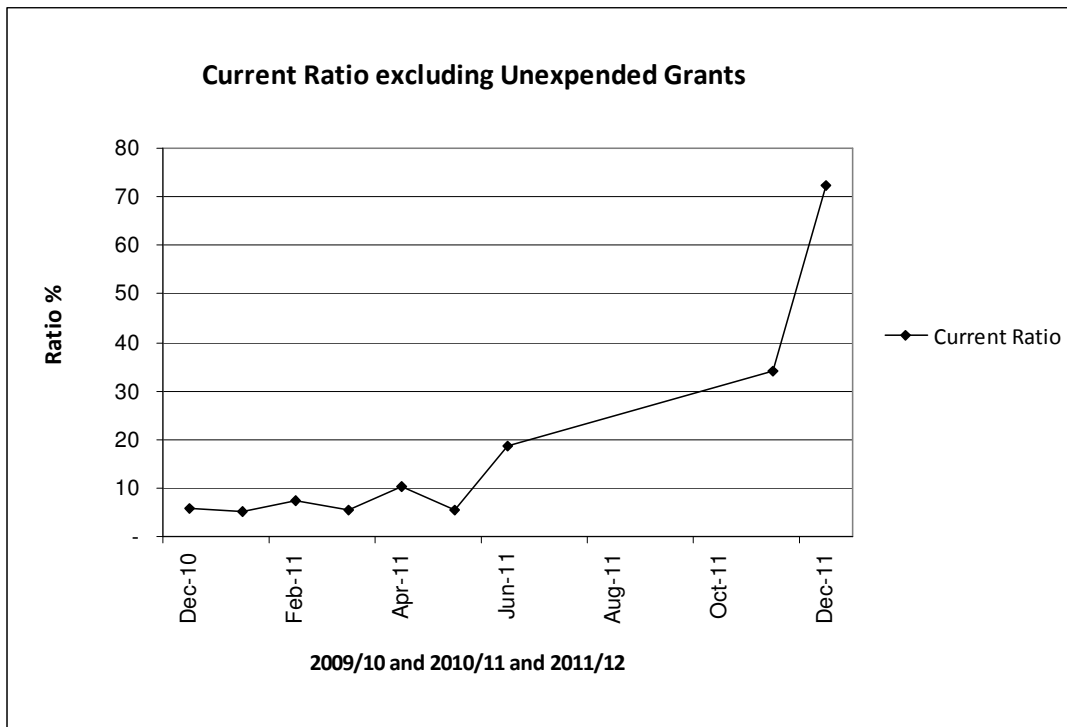
Outstanding creditors: \$186,630

Current Ratio excluding Unexpended Grants:

\$21,050,850 - \$7,555,902

\$186,630

Current Ratio excluding Unexpended Grants = 72.31



The result of 72.31 indicates that for every \$1 owed by the Council to its creditors; \$72.31 can be used from Current Assets, minus unexpended grants, to meet those obligations.

The last data captured for the Current Ratio excluding Unexpended Grants was in June 2011. As the new financial year began, we needed to wait for the audit to be over in order to obtain an accurate unexpended grant figure. From November 2011 onwards, there will be a calculation to reflect this ratio which will then appear in this graph.

A current ratio including commitments and unexpended grants is now being incorporated into these reports. The ratio will be calculated as follows:

$$\frac{\text{Current Assets} - \text{Unexpended Grants}}{\text{Current Liabilities} + \text{Commitments}}$$

Current Assets:

Cash and cash equivalents: \$19,495,898

Outstanding debtors: \$ 1,554,952

Unexpended Grants: \$ 7,555,902

Current Liabilities:

Outstanding creditors: \$ 186,630

Commitments: \$ 845,202

Current Ratio including Commitments and Unexpended Grants:

\$21,050,850 - \$7,555,902

\$186,630+ \$845,202

$$= \frac{\$13,494,948}{\$1,031,832}$$

Current Ratio = 13.08

Commitments as at 31 December 2011 are \$945,202 and Unexpended Grants are \$7,555,902. Using the Current Assets and Current Liabilities figures above, the Current Ratio including Commitments and Unexpended Grants is 13.08. This result indicates that for every \$1 owed by the Council to its creditors; \$13.08 can be used from Current Assets to meet those obligations.

As December is the first month that we have included both Commitments and Unexpended Grants in the Current Ratio, no graph is available as there is not a comparative figure to form a graph. A graph will be included in next months report.

Identification of relevant legislation, Council policy and plans

Section 18 of the Local Government Accounting Regulations 2008 outlines the requirements for financial reporting to Council. In particular, it states that the actual income and expenditure for the commencement of the financial year to the end of the previous month should be reported plus a statement of the debts owed to the Council.

Consultation

Not applicable

Other Considerations

As outlined in previous Finance Reports to Council, elected members need to remain aware that the Income and Expenditure Report for this period aligns closely with the remediated Technology One Financial Management System.

Funding Implications

Council received sufficient grant and sundry income during the period and successfully paid staff and creditors.

Conclusion

The Income and Expenditure Report for month end shows that Victoria Daly Shire Council has met its financial obligations for the month and has the cash flow to ensure that the delivery of services continues in communities.

As remediation is now complete, and the accounting system is running much smoother than before, the finance team will be continuously amending this report to reflect the changes in the information we can obtain. If there is anything in particular that you would like to see, please let us know.

You may notice in the Aged Analysis Report for Accounts Receivable that there are some small debts aged over 90 days. Some of these debts were carried over from the previous Community Councils. Once it is determined if these amounts are recoverable, or if it is impractical and uneconomical to recover those debts, then action will be taken to write them off. At that time, an additional report will be produced to cover this and put before Council.

Recommendation

That Council receives and notes the Finance Report for the period ending 31 December 2011.

Attachments

- 1 VDSC - Income and Expenditure Report - December 11 - DB (2).pdf
- 2 AR Aged Analysis report - Dec - DB.pdf

11/01/2012 8:52 AM

Victoria Daly Shire Council
Income and Expenditure Report for the Month Ending 31st December 2011

Actual	Year to Date		Revenue	Total Year			
	Budget	Variance		Original Budget	Current Budget	Forecast EOY	Forecast Change
1,287,269	0	(1,287,269)	Rates and Annual Charges	0	0	0	0
0	0	0	Fines and Penalties	0	0	0	0
11,128,357	0	(11,128,357)	Grants and Subsidies	0	0	0	0
269,627	0	(269,627)	User Fees and Charges	0	0	0	0
314,735	0	(314,735)	Interest	0	0	0	0
182	0	(182)	Profit/Loss on Disposal of Property Plant and Equipment	0	0	0	0
4,435,273	0	(4,435,273)	Other Current Income	0	0	0	0
17,435,442	0	(17,435,442)	Total Revenue	0	0	0	0
Operating Expenditure							
9,082,187	0	(9,082,187)	Employees	0	0	0	0
189,798	0	(189,798)	Councilors	0	0	0	0
7,038,292	0	(7,038,292)	Materials and Contracts	0	0	0	0
137	0	(137)	Bad Debts	0	0	0	0
397	0	(397)	Current and Capital Transfer Expenses	0	0	0	0
1,229	0	(1,229)	Interest Expenses	0	0	0	0
22,013	0	(22,013)	ReAllocated Expenses	0	0	0	0
0	0	0	SUSPENSE ACCOUNT	0	0	0	0
16,334,054	0	(16,334,054)	Total Expenses	0	0	0	0
1,101,389	0	(1,101,389)	Net Profit / (Loss)	0	0	0	0

11/01/2012 8:52 AM

Victoria Daly Shire Council
Income and Expenditure Report for the Month Ending 31st December 2011

Actual	Year to Date		Capital Expenditure	Total Year			
	Budget	Variance		Original Budget	Current Budget	Forecast EOY	Forecast Change
450,215	0	(450,215)	WIP Purchase Construct Buildings	0	0	0	0
549,291	0	(549,291)	WIP Purchase Plant & Equipment	0	0	0	0
824,660	0	(824,660)	WIP Purchase Motor Vehicles	0	0	0	0
1,824,165	0	(1,824,165)		0	0	0	0
(722,776)	0	722,776	Net Income / (Expenditure)	0	0	0	0

Victoria Daly Shire Council
Shire Default Cat

Age Analysis - Customised Consolidated Report - Summary Report
Ledger ARACT Accounts Receivable (AUD)

As At 31/12/2011

Document Date	Type	Due Date	Reference	Original	Outstanding	Unapplied Credits	Current To 2/12/2011	>30days To 2/11/2011	>60days To 3/10/2011	>90days <= 2/10/2011	Future Items
00001	Arup Pty Ltd			23,372.80	23,372.80	0.00	0.00	0.00	0.00	23,372.80	0.00
00009	Central Land Council			1,000.00	1,000.00	0.00	0.00	0.00	0.00	1,000.00	0.00
00010	Centrelink			-37,171.31	-37,171.31	-37,171.31	0.00	0.00	0.00	0.00	0.00
00014	NT Government Dept Business and Employment			-2,638.00	-2,638.00	-2,638.00	0.00	0.00	0.00	0.00	0.00
00015	Australian Government Dept Education Employment			148,491.50	148,491.50	0.00	0.00	0.00	0.00	148,491.50	0.00
00017	Australian Government Dept Health and Ageing			537,672.83	537,672.83	0.00	0.00	370,913.33	0.00	166,759.50	0.00
00018	NT Government Dept Health and Families			38,751.60	38,751.60	0.00	0.00	0.00	0.00	38,751.60	0.00
00021	NT Government Department of Housing Local Gove			356,178.50	356,178.50	0.00	0.00	2,760.00	600.00	352,818.50	0.00
00022	NT Government Dept Natural Resources Environmen			-12,650.00	-12,020.00	-12,020.00	0.00	0.00	0.00	0.00	0.00
00024	NT Government Dept Construction and Infrastructur			262,784.67	262,784.67	0.00	134,379.60	0.00	0.00	128,405.07	0.00
00026	Ellen Tcherma			352.55	352.55	0.00	0.00	0.00	0.00	352.55	0.00
00029	Australian Government Dept Families Housing Com			1,535.00	1,535.00	0.00	0.00	0.00	0.00	1,535.00	0.00
00037	Karu Bulangkarni Pty Ltd			477.50	477.50	0.00	0.00	0.00	0.00	477.50	0.00
00040	Katherine West Health Board Aboriginal Corporatio			6,697.50	6,697.50	0.00	0.00	0.00	0.00	6,697.50	0.00
00047	Mipatha Takeaway and Butcher Shop			7,595.35	7,595.35	0.00	0.00	0.00	2,182.34	5,413.01	0.00
00049	Murin Association Inc			310.94	310.94	0.00	0.00	0.00	0.00	310.94	0.00
00051	N.T. Police Fire And Emergency Services			1,350.00	1,350.00	0.00	0.00	0.00	0.00	1,350.00	0.00
00060	O.L.S.H Thamarurr Catholic School			5,413.39	5,413.32	0.00	0.00	280.00	0.00	5,133.32	0.00
00066	Peter Cumaiyi			187.00	187.00	0.00	0.00	0.00	0.00	187.00	0.00
00072	Power and Water Corporation			-12,486.79	6,827.74	-58,519.84	58,519.83	5,039.08	149.71	1,638.96	0.00
00075	Lockheed Martin Australia Electronic System Pty Lt			2,475.00	2,475.00	0.00	0.00	0.00	2,475.00	0.00	0.00
00081	Thamarurr Development Corporation Pty Ltd			13,145.80	12,830.88	0.00	1,586.08	6,036.82	2,095.30	3,112.68	0.00
00083	Thamarurr Housing & Construction Ltd			237.83	237.83	0.00	0.00	237.83	0.00	0.00	0.00
00090	Wadeye Health Clinic			493.19	423.60	0.00	0.00	0.00	0.00	423.60	0.00
00093	NT Police - Wadeye			4,602.02	4,602.02	0.00	0.00	0.00	0.00	4,602.02	0.00
00094	Christian Brothers			179.40	179.40	0.00	0.00	0.00	0.00	179.40	0.00
00096	Fin Built			1,150.60	1,150.60	0.00	0.00	0.00	0.00	1,150.60	0.00
00098	Community Corrections			1,992.20	1,992.20	0.00	0.00	252.95	0.00	1,739.25	0.00
00100	DET School Division			400.00	400.00	0.00	0.00	0.00	400.00	0.00	0.00
00103	Palumpa Meat Works			90.20	90.20	0.00	0.00	0.00	0.00	90.20	0.00
00105	Palumpa Station			4,600.67	4,600.67	0.00	0.00	0.00	0.00	4,600.67	0.00

Victoria Daly Shire Council
Shire Default Cat

Age Analysis - Customised Consolidated Report - Summary Report
Ledger ARACT Accounts Receivable (AUD)

As At 31/12/2011

Document Date	Type	Due Date	Reference	Original	Outstanding	Unapplied Credits	Current To 2/12/2011	>30days To 2/11/2011	>60days To 3/10/2011	>90days <= 2/10/2011	Future Items
00107			Wadeye Palngun Wurnangat Association	5,088.49	5,088.49	0.00	0.00	0.00	0.00	5,088.49	0.00
00114			Wildgeese Building Group	10,666.73	10,666.73	0.00	0.00	0.00	0.00	10,666.73	0.00
00116			Ngaliwuru-Wuli Association	420.00	420.00	0.00	0.00	420.00	0.00	0.00	0.00
00119			Francella Bunduck	702.60	702.60	0.00	0.00	0.00	0.00	702.60	0.00
00120			Rosa Parry	524.66	101.78	0.00	0.00	0.00	0.00	101.78	0.00
00121			Lillian Bunduck	380.04	94.89	0.00	0.00	0.00	0.00	94.89	0.00
00122			Jonathon Gilbert	369.04	284.95	0.00	0.00	0.00	0.00	284.95	0.00
00123			Patricia Kolumboort	395.56	95.84	0.00	0.00	0.00	0.00	95.84	0.00
00124			Sabina Pambuk	403.06	115.84	0.00	0.00	0.00	0.00	115.84	0.00
00125			Terence Bunduck	370.23	370.23	0.00	0.00	0.00	0.00	370.23	0.00
00126			Bridget Bunduck	410.42	391.41	0.00	0.00	0.00	0.00	391.41	0.00
00127			Gabriel Thardim	481.15	481.15	0.00	0.00	0.00	0.00	481.15	0.00
00128			Ernest Perdjert	389.24	389.24	0.00	0.00	0.00	0.00	389.24	0.00
00129			Louisa Jongmin	396.63	396.63	0.00	0.00	0.00	0.00	396.63	0.00
00139			J & M Concreting	-550.00	-124.88	-124.88	0.00	0.00	0.00	0.00	0.00
00157			West Arnhem Shire Council	6,670.14	6,670.14	0.00	6,670.14	0.00	0.00	0.00	0.00
00167			NT Government Dept Education and Training	2,050.00	2,050.00	0.00	0.00	250.00	1,500.00	300.00	0.00
00171			Naiyu Nambiyu Inc	7,000.00	7,000.00	0.00	0.00	0.00	0.00	7,000.00	0.00
00175			Angela Narjic	398.26	398.26	0.00	0.00	0.00	0.00	398.26	0.00
00177			Aged Care	206.80	206.80	0.00	0.00	0.00	206.80	0.00	0.00
00198			Sereo Sodexo Defence Services	1,907.58	870.00	0.00	830.00	0.00	0.00	40.00	0.00
00221			Fawcett Cattle Company	42,720.00	42,720.00	0.00	0.00	0.00	0.00	42,720.00	0.00
00237			UMR - Department of Construction & Infrastructure	-2,038.22	8,163.29	-0.01	0.00	0.00	2,693.06	5,470.24	0.00
00240			Statewide Building Maintenance Pty Ltd	437.25	437.25	0.00	0.00	0.00	437.25	0.00	0.00
00244			Palumpa Store	349.93	349.93	0.00	0.00	0.00	0.00	349.93	0.00
00254			The Smith Family	150.00	150.00	0.00	0.00	0.00	0.00	150.00	0.00
00260			Mark Mardigan	541.09	541.09	0.00	0.00	0.00	0.00	541.09	0.00
00261			Celine Melpi	542.41	542.41	0.00	0.00	0.00	0.00	542.41	0.00
00262			Benildus Namdu	451.30	451.30	0.00	0.00	0.00	0.00	451.30	0.00
00263			Desmond Namdu	292.83	292.83	0.00	0.00	0.00	0.00	292.83	0.00
00264			Geraldine Dumoo	245.24	47.22	0.00	0.00	0.00	0.00	47.22	0.00

Victoria Daly Shire Council
Shire Default Cat

Age Analysis - Customised Consolidated Report - Summary Report
Ledger ARACT Accounts Receivable (AUD)

As At 31/12/2011

Document Date	Type	Due Date	Reference	Original	Outstanding	Unapplied Credits	Current To 2/12/2011	>30days To 2/11/2011	>60days To 3/10/2011	>90days <= 2/10/2011	Future Items
00265			Lindsay Hodgson	296.22	296.22	0.00	0.00	0.00	0.00	296.22	0.00
00266			Deanna Tunmuck	422.87	422.87	0.00	0.00	0.00	0.00	422.87	0.00
00277			Peppimenarti Store Association	21,744.29	21,744.29	0.00	0.00	0.00	3,751.26	17,993.03	0.00
00279			Ambrose Jongmin	-88.93	-40.01	-40.01	0.00	0.00	0.00	0.00	0.00
00280			Marguerita Nilco	426.33	146.33	0.00	0.00	0.00	0.00	146.33	0.00
00283			Isaac Kungul	439.49	439.49	0.00	0.00	0.00	0.00	439.49	0.00
00290			Emmanuel Kurungaiyi	377.39	377.39	0.00	0.00	0.00	0.00	377.39	0.00
00293			Bradshaw & Timber Creek Contracting & Resource t	423.50	423.50	0.00	0.00	0.00	0.00	423.50	0.00
00311			CDEP Palumpa	40.00	40.00	0.00	0.00	0.00	0.00	40.00	0.00
00312			RSG Sandblasting	1,322.27	1,322.27	0.00	0.00	0.00	0.00	1,322.27	0.00
00317			NT Government Dept of Local Government, Housing	900.00	900.00	0.00	0.00	0.00	0.00	900.00	0.00
00319			Jobfind Wadeye CDEP	100.00	100.00	0.00	0.00	100.00	0.00	0.00	0.00
00330			Starfish Services	1,800.00	1,800.00	0.00	0.00	0.00	0.00	1,800.00	0.00
00333			Michael Duffy	450.00	450.00	0.00	0.00	0.00	0.00	450.00	0.00
00338			Jack Crosby	600.00	600.00	0.00	0.00	0.00	0.00	600.00	0.00
00339			Peppimenarti Club Association	4,056.32	4,056.32	0.00	0.00	903.92	2,400.00	752.40	0.00
00347			Jessica Dunlop	992.07	992.07	0.00	0.00	0.00	0.00	992.07	0.00
00351			Department of Children & Families NT Government	2,500.00	2,500.00	0.00	2,200.00	0.00	0.00	300.00	0.00
00353			ABC Darwin Attn: Michael Coggan	600.00	600.00	0.00	0.00	0.00	0.00	600.00	0.00
00371			Margaret Kungol	550.00	550.00	0.00	0.00	0.00	0.00	550.00	0.00
00373			Bodyfit NT	12.00	12.00	0.00	0.00	0.00	0.00	12.00	0.00
00378			Pat Smith	10.00	10.00	0.00	0.00	10.00	0.00	0.00	0.00
00380			Jobfind Katherine	700.00	700.00	0.00	0.00	200.00	300.00	200.00	0.00
00387			Australian Hearing Darwin	150.00	150.00	0.00	0.00	0.00	0.00	150.00	0.00
00388			ABS	300.00	300.00	0.00	0.00	0.00	0.00	300.00	0.00
00390			NT Statehood	200.00	200.00	0.00	0.00	0.00	0.00	200.00	0.00
00392			Goanna Trading	600.00	600.00	0.00	0.00	0.00	0.00	600.00	0.00
00395			Pine Creek Turf Club	80.00	80.00	0.00	0.00	0.00	0.00	80.00	0.00
00401			LGANT	32,450.00	32,450.00	0.00	32,450.00	0.00	0.00	0.00	0.00
00407			Department of Defence	11.65	11.65	0.00	0.00	0.00	11.65	0.00	0.00
00409			ITEC Employment -QLD	35.00	35.00	0.00	0.00	0.00	35.00	0.00	0.00

Victoria Daly Shire Council
Shire Default Cat

Age Analysis - Customised Consolidated Report - Summary Report
Ledger ARACT Accounts Receivable (AUD)

As At 31/12/2011

Document Date	Type	Due Date	Reference	Original	Outstanding	Unapplied Credits	Current To 2/12/2011	>30days To 2/11/2011	>60days To 3/10/2011	>90days <= 2/10/2011	Future Items
00413			Indigenous Sports Unit	450.00	450.00	0.00	0.00	0.00	450.00	0.00	0.00
00415			Arnhem Contracting (PTY) Ltd	7,350.00	7,350.00	0.00	0.00	0.00	7,350.00	0.00	0.00
00416			Timber Creek Creche	304.70	304.70	0.00	0.00	0.00	304.70	0.00	0.00
00422			Local Government Managers Australia - Northern Te	7,985.92	7,985.92	0.00	0.00	7,985.92	0.00	0.00	0.00
00425			Gunamu Aboriginal Coporation	75.00	75.00	0.00	0.00	75.00	0.00	0.00	0.00
00426			Andrew Scannell - Project Engineer Fulton Hogan	0.00	0.00	-236,631.50	0.00	236,631.50	0.00	0.00	0.00

1,527,630.49	1,554,982.32	-347,145.55	236,635.65	632,896.35	27,342.07	1,006,023.80	0.00
	100%	-22%	15%	41%	2%	65%	

[END OF REPORT]

Selection Criteria

Ledger Name = 'ARACT'
As At Date = 31/12/2011
Show (T)ransaction or (B)ase currency? - 'B'
(S)ummary (D)etail (E)xtended Detail - 'S'
Ageing Period One - 30
More...

Sort Criteria

Document Date - Ascending
Document Type - Ascending
Document Reference - Ascending